


Bak Middle School of the Arts Mandatory Summer Reading Assignment

Grade 8 Summer 2024



Before the first day of school on August 12, 2024, all incoming 8th grade students must read the novel, ***Call of the Wild*** by Jack London, and complete the assignment below. We will discuss the novel the first week of school and complete comprehension activities in class.


Book Preview: *Call of the Wild* is an exciting adventure story that follows the trials and tribulations of Buck, a powerful dog stolen from his comfortable life in Southern California and forced to survive the harsh conditions and cruel treatment of the far north as a sled dog during the gold rush in the Yukon Territory. Buck is transformed from housedog to "the dominant primordial beast" by the law of club and fang.

Option One:

Activity Directions:

The Yukon Gold Rush of 1896-1899 was an exciting and tumultuous time for the sparsely populated far north of Canada. Imagine you're part of a small Yukon town's committee to attract miners to your area. Create a trifold brochure encouraging potential settlers to come explore the far north.

- printed or neatly written on 8.5" x 11" paper, folded long-ways in thirds;
- colorful, neat, correct mechanics;
- inside front left panel--Welcome statement, convince readers why they should visit the Yukon; picture or illustration optional;
- inside center panel--describe the geography of the area, special features, cool things to see and do; include a map of the area; a picture or illustration optional;
- inside front right panel--split in two, one part about the weather and the seasons and what to expect; the second half about the flora and fauna of the area; include illustration or picture;
- front left panel--describe traveling in the Yukon and things to do here; illustration or picture;
- front center panel--entice potential visitors with a description of the area's most important selling point--gold mining, how it's done, how to stake your claim;
- front right panel--title of your brochure: big welcome title, a great picture or illustration, a catchy slogan, and your name.



Rubric:

	25 pts	20 pts	15 pts	10 pts
Organization & Structure	The brochure is well-organized and structured, with clear sections and logical flow.	The brochure is generally well-organized, but some sections may lack coherence or flow.	The brochure may lack clear organization or sections may be poorly defined.	The brochure lacks clear organization, making it difficult to follow or understand.
Content Quality	The content is comprehensive, engaging, and accurately portrays the attractions of the Yukon.	The content is informative but may lack depth or detail in certain areas.	The content provides basic information but lacks depth or engagement.	The content is incomplete, inaccurate, or fails to effectively convey the attractions of the Yukon.
Visual Appeal	The brochure is colorful, neatly designed, and utilizes high-quality graphics or illustrations effectively.	The brochure is visually appealing, but some graphics or illustrations could be improved or better integrated.	The brochure may lack visual appeal or use of graphics/illustrations may be limited or ineffective.	The brochure lacks visual appeal, with minimal use of graphics or illustrations.
Mechanics	Correct spelling, grammar, and punctuation are consistently maintained throughout the brochure.	Minor errors in spelling, grammar, or punctuation may be present but do not significantly detract from readability.	Some noticeable errors in spelling, grammar, or punctuation may be present, impacting readability.	Numerous errors in spelling, grammar, or punctuation significantly detract from readability.


This project provides an opportunity to explore the setting of this classic novel, and build relevant background knowledge that will help students to better understand the events of the story.

Option Two:

Activity Directions:

You are to create a poster displaying your creative, artistic, and analysis side. Your poster will display your understanding of the literary elements represented in ***The Call of the Wild*** by Jack London. You want your poster to be colorful with visuals that are symbolic and connect with the novel, along with your words and textual evidence that analyze the literary world.

- Neatly written on 22" x 28" poster board
- Colorful, neat, correct mechanics
- Title - Clearly display the title of the book, author and your name.
- Border - Create a border for the outside edge. It should include pictures, words, quotes, or symbols which represent the book.
- Image - create a visual image which shows a scene, character or item from the book.
- Word Cluster - Around your image, create a word cluster with at least six words that relate to the theme of the text.
- Text Connections - Write two text connections (text to text, text to self, text to world). Make sure to explain the connections and use evidence/examples to support it.
- Summary - Write a summary of the plot. Remember - summaries do not have lots of details, they should only tell the most important parts of the plot. You must include the setting, and how the setting contributes to the plot.
- Quotes - Copy your two favorite quotes from the book. This does not have to be only when characters are speaking, it can be any part that stood out to you. Copy each one with a page number and explain why you chose it.
- Character Analysis - Choose your favorite character from the book. In what ways has the character changed from the beginning to the end of the story? Explain if the changes are positive or negative and why. Use evidence and examples from the text to support your answer.
- Conflict - Choose two conflicts (character vs. character, character vs. self, character vs. weather, character vs. society) that propel the plot forward. Explain how the two conflicts were introduced, developed, and resolved.



Rubric:

	15 pts	10 pts	5 pts
Border	Border is thoughtful, relevant and represents a thorough understanding of the book.	Border is relevant and relates to the book, but some elements may be unclear or hard to understand.	Border is included but it is not clear how it relates to the story or is confusing and hard to understand.
Visual	Visual image included clearly relates to and represents the plot. Image is well executed and easy to understand. Everything is in color.	Visual image included which represents the plot. Image shows some thought and is easy to understand. Everything in color.	Visual image included but may appear hastily drawn. It may be unclear how the image relates. May be messy and/or difficult to understand.
Word Cluster	6 words are chosen which clearly relate to and the theme of the novel. Words are arranged around the image in a way that is easy to understand. .	There may be less than 6 words included. Most words are related to and represent the theme. Words are arranged around the image in a way that is mostly easy to understand	Less than six words are included. It may be unclear how the words represent or relate to the theme. Words may be arranged in a way that is hard to understand.
Text Connections	Connections clearly explain and elaborate text connections. Evidence is used to support connections.	Connections may not be well explained or elaborated. Evidence is included but it may not be unrelated.	Connections are included but are incomplete and may be missing explanations, elaboration or evidence. It is unclear what connection is being made
Quotes	Quotes are chosen which show a deep understanding of the story. Analysis demonstrates higher order thinking. Page numbers are cited	Quotes are chosen which show a clear understanding of the story. Analysis demonstrates on level thinking but could have been taken a step further. Page numbers are cited.	Quotes are included but they do not help to show any understanding of the story. Analysis may be missing or are difficult to understand. Page numbers may be missing.
Summary	A summary includes the most relevant elements of the book. All writing is in own words.	A summary is written, which includes elements from the book. Summary may miss some elements but is in own words.	Summary is included, but may be too short in length. May not include the most relevant elements and/or most of it was from the text.
Character Analysis	Analysis shows a thorough understanding of the character and the ways they changed over the course of the story. Evidence is used to support	Analysis shows an understanding of the character and the ways they changed. Evidence is included but may not be cited or unrelated.	Analysis is included but may be incomplete and does not show a true understanding of the ways the character changed. Evidence may be missing
Conflict	Conflicts clearly stated and supported with a thorough explanation of how the conflicts are introduced, developed, and resolved.	Conflicts are stated but lack support due to a weak explanation of how the conflicts are introduced, developed, and resolved.	Conflicts are stated but lack support with no explanation of how the conflicts are introduced, developed, and/or resolved.
Neatness & Creativity	Final product shows a significant amount of creativity, neatness and effort. Entire page is filled.	Final product shows creativity, neatness and effort. Almost the entire page is filled.	Final product may not be neat, and shows a lack of effort. Entire page may not be filled.

Your entire poster should be filled with no empty spaces.

Projects will assess students' mastery of the following ELA standards:

- ELA.8.C.1.4 Expository Writing
- ELA.8.C.3.1 Following Conventions
- ELA.8.C.4.1 Researching and Using Information
- ELA.8.C.5.1-2 Creating and Collaborating