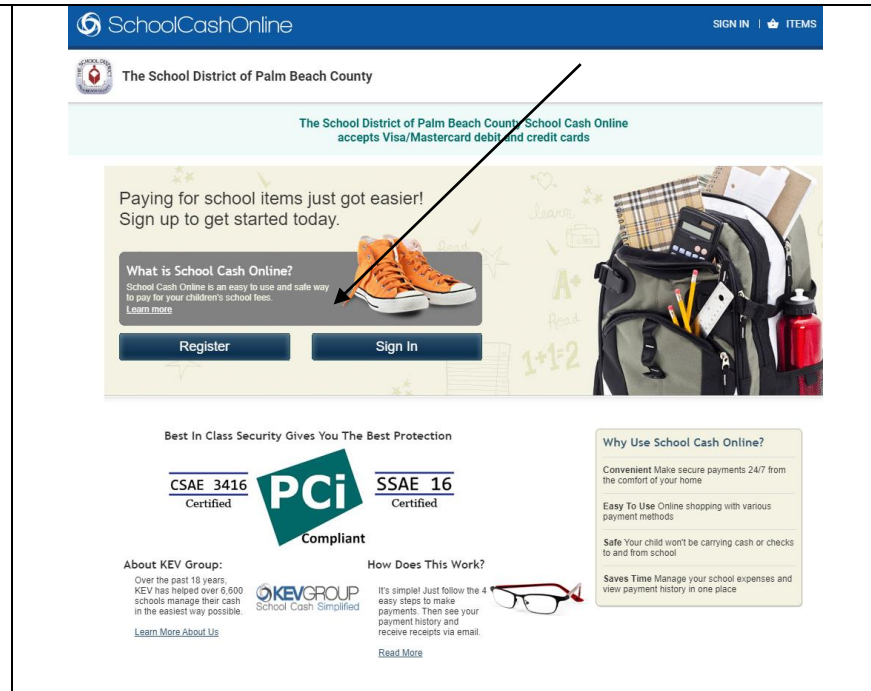
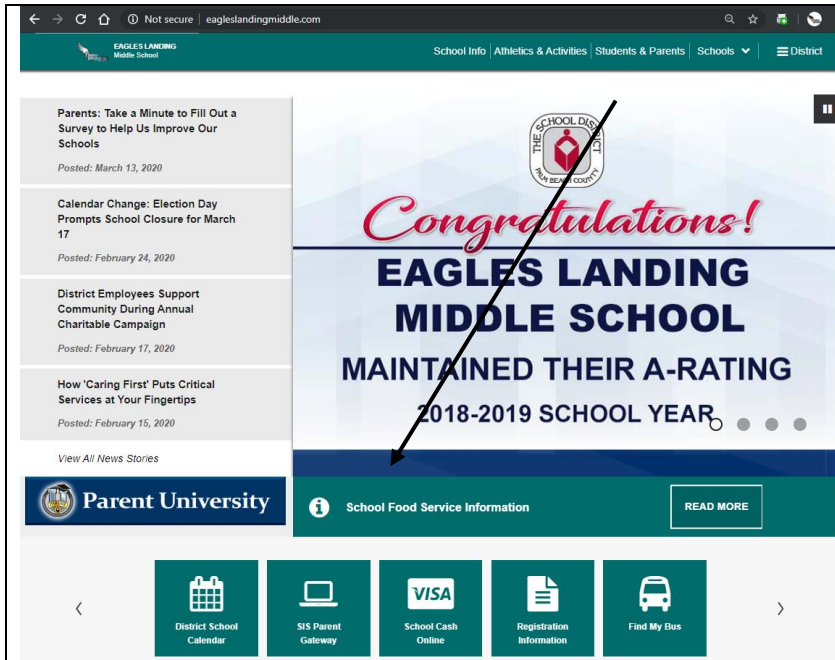





School Cash Online instructions: How to add money to a student's account



1. Go to Eagles Landing website – www.eagleslandingmiddle.com

2. Click the **School Cash Online** icon:
It will open a new window.



3. In this new window – the SchoolCashOnline website -
Click the button **Register**: 

SchoolCashOnline

The School District of Palm Beach County

The School District of Palm Beach County School Cash Online accepts Visa/Mastercard debit and credit cards

Home > Registration > User Registration

User Registration

Create Your Profile

First Name

Last Name

Email

Password

Confirm Password

Security Question

Security Answer

4. In this page you fill in all the fields, then click **Continue**

SchoolCashOnline

The School District of Palm Beach County

The School District of Palm Beach County School Cash Online accepts Visa/Mastercard debit and credit cards

Home > Registration > Confirmation Email

Confirmation Email

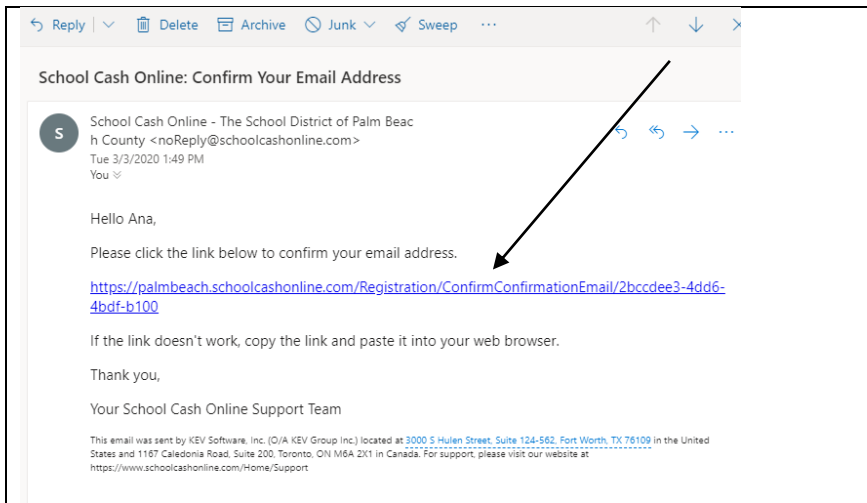
Thanks! Please check your email inbox.

We've sent you an email to confirm your email address. Please click the link in the email to complete your registration.

Didn't get the email?

1. Check your spam/junk folder.
2. Add mailer@schoolcashonline.com to your address book to help emails from us avoid your spam filter.
3. To request a new verification email [click here](#).

5. When you see this screen, you can check your email.



6. In your email, click on the link

SchoolCashOnline

The School District of Palm Beach County

The School District of Palm Beach County School Cash Online accepts Visa/Mastercard debit and credit cards

Home > Registration > Registration Complete

Registration Complete

Thank you for confirming your email address. [Click here](#) to sign in!

7. After you click the link, it will open another window like this one. Click in **Click here**

SchoolCashOnline

The School District of Palm Beach County

The School District of Palm Beach County School Cash Online accepts Visa/Mastercard debit and credit cards

[Home > Sign In](#)

Sign In

Email

Password

[Forgot your password?](#)

Remember me?

Sign In

New to School Cash Online?
[Click here to register now](#)

8. You need to insert your email and password, and click **Sign In**

SchoolCashOnline

MY ACCOUNT | ITEMS | MEAL

The School District of Palm Beach County

The School District of Palm Beach County School Cash Online accepts Visa/Mastercard debit and credit cards

[Home > MY ACCOUNT > Add Student](#)

Add Student

1. Type in the School Board name and select one from the list

The School District of Palm Beach County

Type in the School Board name and select one from the list

2. Select School Name from the list

Eagle Arts Academy

Crystal Lakes Elementary

Cypress Trails Elementary

D.D. Eisenhower Elementary

Del Prado Elementary

Delray Full Service Center

Diamond View Elementary

Discovery Key Elementary

Don Estridge High Tech Middle

Dr. Mary McLeod Bethune Elem

Eagle Arts Academy

Eagles Landing Middle

Egret Lakes Elementary

Elbridge Gale Elementary

Emerald Cove Middle

Equestrian Trails Elementary

Everglades Elementary

FHESC

Forest Hill Elementary

9. In the **School Board name** you will type **Palm Beach** and it will show you the full name **The School District of Palm Beach County**. Select it.

10. In the **School Name**, you select **Eagles Landing Middle**

11. In the **Student Number**, put the 8 digits student number (no letters) and below it, type the student's last name (used in the SIS Portal). Click in **Confirm**

Student	School	Item Name	Price	Due Date	Status
Audre	Sunrise Park Elementary	Sunrise Park Elementary School Afterschool Staff-March 2020-... Full payment or 1st instalment must be made by March 1st in order to avoid a \$5.00 late fee. 2nd... View Item		Mar 19/20	Optional
Audre	Sunrise Park Elementary	Sunrise Park Elementary School---Vabre-Clewner Adopt a Class... Your donation will allow Mrs. Vabre-Clewner to purchase additional student materials, supplies, and... View Item		May 01/20	Optional
Audre	Sunrise Park Elementary	Sunrise Park...Storyworks - 2019/2020 This is an engaging newspaper developed by Scholastic that presents students with thrilling conten... View Item	\$10.00	May 31/20	Optional
Audre	Sunrise Park Elementary	Sunrise Park...Technology - 2019/2020 This fund is set up to supplement our purchase of software programs not provided by the SDPBC. Fo... View Item	\$20.00	May 31/20	Optional

12. Once you are logged in, go to **MEAL PLAN** (on the top right) and click. It will open a drop down menu.
13. Click **Add Funds**

14. You type how much you will add to the student's account and click **Add to Cart**

Item Name	Qty	Price
Meal Plan	1	\$0.01 Remove
Total		\$0.01 USD

15. This screen will show you the amount you typed. Click **Continue**.

16. Fill out all the information about your card and click **Continue**.

17. This screen will ask you to confirm your **Billing Address**. Click **Continue**.

18. Click in **Complete Your Order**.

19. This screen is the confirmation that you successfully added money to the student's account. You can also check the **Meal Purchase History** (under Meal Plan menu).